


Camera/Computer-Ready Cookbook FAQs



Can I use a different font than the ones you have suggested?

☺ Yes, but contact us first to do a "test" to see if your selected font is compatible. If the one you have chosen isn't one that works with our program here, we will try to find one that is comparable.

Can I have my recipes in a larger font?

☺ We can print your book in any font size you would like. Just make sure you have put the specific font size in the special instructions when submitting your cookbook order form.

I like one of your recipe styles. Can I have my book in that style?

☺ If you can type it in that style, you can use it. Camera-ready books are ready to go, with little or no adjustments on this end, so you may certainly copy one of our recipe styles while you are typing your recipes and submit it as such.

Do I have to submit an alphabetized contributor list for my camera-ready book?

☺ No. The contributors' list is only necessary for books that Jumbo Jack's types, to help our typesetters. If you are typesetting the recipes yourself, we do not need that.

Can I use your dividers/cover?

☺ Yes, you can use our dividers and/or cover at no additional charge.

Can I set up my own dividers and cover?

☺ Yes, definitely. However, do NOT send graphics in Word files. If setting up your own graphic files, you must either send them as .pdf files or you must send the images as .jpg or .tif files. Word is not graphic friendly and doesn't display them the way you intend.

I have each recipe in its own document. Can I submit it this way?

☹ No, do not submit each recipe in its own document/file. You must organize the recipes into sections and put the recipes in the order you want them to appear in the book within each section. You can submit either one file containing all the sections, or you can send each section separately. Remember, the main point of camera-ready is to save your organization money, and if Jumbo Jack's has to dedicate a lot of time "fixing" your files, the hourly rate applied for that will quickly eat away at your savings and, in some cases, make it more costly than if Jumbo Jack's had typed the book to begin with.


We have used different recipe abbreviations than are listed in Jumbo Jack's books. Is this okay?

☺ Yes, you can use whatever abbreviations you would like, or none at all. The Standard Abbreviations you see in the books we type (usually found on Roman Numeral Page II) is for just that - books we type. That abbreviation list is not included in camera-ready books unless specifically requested. You can do whatever you would like in the books that you set up.


Since my book is camera-ready, do I still need to fill out the order form/contract?

☺ Yes. While we realize that some of the order form pertains to books typed by Jumbo Jack's, we have tried to identify those pieces and noted there to skip to the next part/page. But this is also where you tell us what kind of binding, dividers and other information, so definitely fill out all of the order form!

**Doing something other than a cookbook?
Continue to page 2!**



Other Camera/Computer-Ready FAQs



Can I use a different font than the ones you have suggested?

☺ Yes, but contact us first to do a "test" to see if your selected font is compatible. If the one you have chosen isn't one that works with our program here, we will try to find one that is comparable.

Can I set up my own cover?

☺ Yes, definitely. However, do NOT send graphics in Word files. If setting up your own graphic files, you must either send them as .pdf files or you must send the images as .jpg or .tif files. Word is not graphic friendly and doesn't display them the way you intend.

Since my book is camera-ready, do I still need to fill out the order form/contract?

☺ Yes. While we realize that some of the order form pertains to books typed by Jumbo Jack's, we have tried to identify those pieces and noted there to skip to the next part/page. But this is also where you tell us what kind of binding and other information, so definitely fill out all of the order form!

I don't want my book to be the size of a cookbook. Can I have something other than 5 1/2 x 8 1/2?

☺ Yes. You can have any size you would like, depending on the binding you choose. Just give us a call today and we can help you with that!

What parameters do I have to follow for typing my story book?

☺ It depends on the size of your book, but a good rule of thumb is to leave 1/2 inch all the way around the outside of the page. That will give us enough room to adjust for the punch/binding. If you are sending it as a .doc file (Word document), that can easily be adjusted. If you are sending a .pdf file, we cannot adjust anything here, so you will have to set it up correctly before sending it. Please email a sample of your file and we can test it to make sure it will work before you progress too far.

**We know when creating a book,
you will have many questions that we cannot address here.
Please give us a call today at 800-798-2635
and we can help you get started, or help you finish up!**